

Impact of Infection on Honeybee Population Dynamics in a Seasonal Environment

Miled El Hajji^{1,3,*}, Fahad Ahmed Saad Alzahrani¹, Ridha Mdimagh^{2,3}

¹*Department of Mathematics and Statistics, Faculty of Science, University of Jeddah, P.O. Box 80327, Jeddah 21589, Saudi Arabia*

²*Department of Mathematics, College of Science and Arts at Khulis, University of Jeddah, Jeddah, Saudi Arabia*

³ *ENIT-LAMSIN, BP. 37, 1002 Tunis-Belvédère, Tunis El Manar University, Tunisia*

*Corresponding author: miled.elhajji@enit.rnu.tn

Abstract. We studied a non-autonomous model for the spread of disease within a bee colony under the influence of seasonality where we consider time-dependent parameters to integrate the impact of the periodicity of weather on the Honeybee population dynamics. We proved that the system admits a unique bounded positive solution, and also a global attractor set. The basic reproduction number, \mathcal{R}_0 , was defined as the spectral radius of a linear integral operator. We proved that the global dynamics is determined by this threshold parameter: If $\mathcal{R}_0 \leq 1$, then the disease-free periodic solution is globally asymptotically stable, while if $\mathcal{R}_0 > 1$, then the disease persists. We confirmed the theoretical results through an extensive numerical simulations.

1. INTRODUCTION

The bee colony develops according to a seasonal cycle subject to climatic variations and the influence of the environment in which the bees are located. In temperate zones, the activity of the colony is subject to the effect of the four seasons which punctuate its development. The biological cycle of the colony is regulated by the laying of the queen which starts more or less early at the end of winter and the beginning of spring depending on several parameters including the ecotypes of bees and the climate. . The peak population of bees in the colony is reached in May-June and their number gradually declines from July. At the end of the season, egg-laying depends heavily on late-season temperatures before arriving at overwintering where a cluster of winter bees protects the queen. These winter bees are biologically different from summer bees with more developed fat bodies, a higher level of proteins in the hemolymph and in the hypopharyngeal glands, a

Received: Mar. 21, 2024.

2020 *Mathematics Subject Classification.* 34A34, 34C60, 37C75, 37N25, 92B05.

Key words and phrases. honeybee population dynamics; disease; seasonality; global stability; uniform persistence.

lower level of juvenile hormone. These differences are longevity traits. The colony builds up its winter bee reserve as soon as the queen's egg laying declines. This is a kind of internal hormonal regulation. Less brood, for example, allows nurses to store vitellogenin (longevity protein based on royal jelly) in their fatty bodies. Naturally, seasonal climatic variations have an impact on the development of the colony. Cold waves in spring when the queen's clutch is developing or warmer late seasons which lead to continued egg laying have consequences on the general development of the colony. Climatic peaks, characterized by brutal and extreme episodes (frost, rain, drought), are not without consequences on the life of the colony in the sense that they disrupt its development, influencing the entry of pollen and nectar, modifying the investment of the energy spent and facilitating the development of certain pathogens. The dynamics of the bee population in the colony is more or less directly subject to these climatic hazards. A honey bee colony is a population of related, interacting individuals. We are faced with a very complex society influenced by complex population dynamics. Individuals in the superorganism have roles or assignments that evolve within the group throughout their lives. Their lifespan is strongly influenced by their role. We know that the division of labor between the population of workers depends on the age and needs of the colony. According to a general principle, young workers are mainly used in the hive for colony maintenance and brood care tasks such as feeding. It is only the older workers who are responsible for supplying the colony with food and who have contact with the external environment via foraging. This principle responds to a development process based on utilitarian social behavior. This explains why this great principle can be called into question depending on the needs of the colony. If the foragers see their numbers drop drastically under the effect of environmental stress for example, the other workers in the colony will accelerate their behavioral development to enter into a dynamic of compensation: they will therefore forage early and undoubtedly die early. Conversely, if there is an overabundance of foragers and a lack of nurses, the mental behavioral development of some foragers may regress and they may re-assume the role of nurses. We talk about social inhibition. All of these behavioral adaptations are governed by a now well-identified pheromonal mechanism. A clear interaction exists between the assignment of colony workers and their longevity. If workers start foraging early to compensate for the lack of foragers, their lifespan may be reduced and the time spent on brooding is also reduced, which can have a significant impact on the growth of the colony. Likewise, the various well-known stresses (diseases, varroa, etc.) can impact the growth of colonies and lead to the weakening of worker populations. The widespread collapse of honey bee colonies has been the subject of much discussion and research in recent years. Aside from their ecological importance, honey bee populations have a large economical impact on agriculture in North America, Europe, the Middle East, and Japan. The focus of research has been largely on environmental factors outside the hive, such as pesticides or insecticides, which may cause death or injury to foraging bees and jeopardize their return to the hive. The reduced number of foraging bees then leads to younger hive bees being recruited prematurely to perform foraging duties and this chain reaction

ultimately leads to a disruption in the dynamics of the colony as a whole. A key element in this category of disruption to honey bee population dynamics is the untimely death of a certain proportion of foraging bees outside the hive and the consequences of this on the colony as a whole. An important question here concerns the threshold in the death rate of foraging bees that would determine the survival or collapse of the bee colony.

In the present paper we consider a different category of disruption to the healthy dynamics of a bee colony in a seasonal environment, namely one in which the key hazard is an infection by a communicable disease acquired by foraging bees outside the hive. The key difference here is that foraging bees that have been infected would then transport the disease into the hive and go on to infect other members of the colony within the hive. Here too the affected bees will ultimately suffer an untimely death, but the effects on the dynamics of the colony are clearly more complex because the infection in this case may now involve all members of the colony. Several sophisticated mathematical models predicting the Honeybee population dynamics have been proposed [1–3]. Since the seasonality of infectious diseases is very repetitive [4], several mathematical models of infectious diseases that take into account of the seasonality were proposed [5–13]. When considering the seasonality in a mathematical model, the basic reproduction number can be approximated either through the time-averaged model as in [14,15] or other ways as in [16–19]. The goal of this paper is to consider the influence of the seasonality on the spread of disease within a bee colony with the underlying demographic dynamics of the colony. The basic reproduction number, \mathcal{R}_0 , was defined by using an integral linear operator. We perform the global analysis of the proposed system. It is deduced that the disease-free solution is globally asymptotically stable if $\mathcal{R}_0 < 1$. However, for the case where $\mathcal{R}_0 > 1$, we proved that the disease is persistent. The theoretical results were confirmed by several numerical tests.

The paper is organized as follows. In Section 2, we describe a generalised compartmental model for Honeybee population dynamics when it is influenced by the seasonality. We prove that the virus-free periodic solution is stable if $\mathcal{R}_0 < 1$ however the disease will persist if $\mathcal{R}_0 > 1$. We give in Section 3 several numerical tests confirming the theoretical results. We finish by giving some concluding remarks in section 4.

2. MATHEMATICAL MODELING FOR HONEYBEE POPULATION DYNAMICS

In what follows we present a mathematical model that combines the normal demographic dynamics of a honey bee colony with the dynamics of an infection affecting foraging bees outside the hive at first and then spreading to the rest of the colony. This mathematical model generalise the one given in [20] to a seasonal environment. We assume that adult bee population is divided into a number of hive bees H , and a number of foraging bees F . In the model to be described below, we extend this division into four categories, namely susceptible hive bees H_s , infected hive bees H_i , susceptible foraging bees F_s , and infected foraging bees F_i . The proposed model is governed

by a system of four ordinary differential equations [20]:

$$\begin{cases} \dot{H}_i(t) = [\beta_{HH}(t)H_i(t) + \beta_{HF}(t)F_i(t)]H_s(t) - (m_w(t) + d_H(t) + R(t))H_i(t), \\ \dot{F}_i(t) = R(t)H_i(t) + [\beta_{HF}(t)H_i(t) + \beta_{FF}(t)F_i(t)]F_s(t) - (m_w(t) + d_F(t))F_i(t), \\ \dot{H}_s(t) = m_w(t)L_{in}(t) - (m_w(t) + R(t))H_s(t) - [\beta_{HH}(t)H_i(t) + \beta_{HF}(t)F_i(t)]H_s(t), \\ \dot{F}_s(t) = R(t)H_s(t) - m_w(t)F_s(t) - [\beta_{HF}(t)H_i(t) + \beta_{FF}(t)F_i(t)]F_s(t), \end{cases} \quad (2.1)$$

with positive initial condition $(H_i(0), F_i(0), H_s(0), F_s(0)) \in \mathbb{R}_+^4$ and the food equation

$$\dot{f}(t) = c(t)[F_s(t) + F_i(t)] - \gamma_A(t)[H_s(t) + H_i(t) + F_s(t) + F_i(t)] - \gamma_L(t)m_w(t)L_{in}(t), \quad (2.2)$$

with the positive initial condition $f(0) \in \mathbb{R}_+$. $H_s(t)$, $H_i(t)$, $F_s(t)$, $F_i(t)$ and $f(t)$ describe the susceptible hive bees, infected hive bees, susceptible foraging bees, infected foraging bees, and the amount of food available at time t , respectively. $L_{in}(t)$, $\beta_{HH}(t)$, $\beta_{HF}(t)$, $\beta_{FF}(t)$, $m_w(t)$, $d_H(t)$, $d_F(t)$, $R(t)$, $\gamma_A(t)$, $\gamma_L(t)$, and $c(t)$ are continuous, positive T -periodic functions reflecting the influence of seasonality of the environment on the Honeybee population dynamics.

β_{HH}	Contact rate between hive bees
β_{HF}	Contact rate between hive bees and foraging bees.
β_{FF}	Contact rate between foraging bees
m_w	Natural death rate of bees during the winter season
d_H	Death rate of hive bees due to infection
d_F	Death rate of foraging bees due to infection
R	Recruitment rate of maturing hive bees to foraging duties
c	Foraging rate (gm/day)
γ_A	Consumption rate of food by foragers and hive bees (gm/day)
γ_L	Consumption rate of food by larvae (gm/day)
$m_w L_{in}$	The queen's egg laying rate per day

Let $\rho(t)$ to be a continuous, positive T -periodic function. Let us denote by $\rho^u = \max_{t \in [0, T]} \rho(t)$ and $\rho^l = \min_{t \in [0, T]} \rho(t)$.

2.1. Preliminary. Consider a T -periodic $m \times m$ continuous matrix function denoted by $A(t)$ that it is irreducible and cooperative and consider the following equation

$$\dot{w}(t) = A(t)w(t). \quad (2.3)$$

admitting a fundamental matrix with positive entries as a solution. Let $r(\beta_A(T))$ to be the spectral radius of the matrix $\beta_A(T)$. According to the Perron-Frobenius theorem, $r(\beta_A(T))$ is the principal eigenvalue of $\beta_A(T)$. By using [21], we obtain

Lemma 2.1. [21]. (2.3) admits a positive T -periodic function $x(t)$ such that $w(t) = x(t)e^{at}$ with $a = \frac{1}{T} \ln(r(\beta_A(T)))$.

Let us consider the two-dimensional system

$$\begin{cases} \dot{H}_s(t) = m_w(t)L_{in}(t) - (m_w(t) + R(t))H_s(t), \\ \dot{F}_s(t) = R(t)H_s(t) - m_w(t)F_s(t), \end{cases} \quad (2.4)$$

with the initial condition $(H_s(0), F_s(0)) \in \mathbb{R}_+^2$. The dynamics (2.4) admits a unique T -periodic trajectory $(\bar{H}_s(t), \bar{F}_s(t))$ such that $\bar{H}_s(t) > 0$ and $\bar{F}_s(t) > 0$. This solution is globally attractive in \mathbb{R}_+^2 ; therefore, the main system (2.1) admits a unique disease-free periodic trajectory $\mathcal{E}_0(t) = (0, 0, \bar{H}_s(t), \bar{F}_s(t))$.

Proposition 2.1. *The compact set*

$$\Gamma^u = \left\{ (H_i, F_i, H_s, F_s) \in \mathbb{R}_+^4 : H_s + H_i + F_s + F_i \leq L_{in}^u \right\}$$

is a positively invariant and attractor of trajectories of dynamics (2.1) with

$$\begin{cases} \lim_{t \rightarrow \infty} H_s(t) + H_i(t) - \bar{H}_s(t) = 0, \\ \lim_{t \rightarrow \infty} F_s(t) + F_i(t) - \bar{F}_s(t) = 0. \end{cases} \quad (2.5)$$

Proof. Using the dynamics (2.1), we obtain

$$\dot{H}_s(t) + \dot{H}_i(t) + \dot{F}_s(t) + \dot{F}_i(t) = m_w(t)[L_{in}(t) - (H_s(t) + H_i(t) + F_s(t) + F_i(t))] \leq 0, \quad (2.6)$$

if $H_s(t) + H_i(t) + F_s(t) + F_i(t) \geq L_{in}^u$.

Let $Z_1(t) = H_s(t) + H_i(t)$ and $Z_2(t) = F_s(t) + F_i(t)$. For $x_1(t) = Z_1(t) - \bar{H}_s(t), t \geq 0$, it follows that $\dot{x}_1(t) \leq -m_w(t)x_1(t)$, and thus $\lim_{t \rightarrow \infty} x_1(t) = \lim_{t \rightarrow \infty} (Z_1(t) - \bar{H}_s(t)) = 0$. By the same way, let $x_2(t) = Z_2(t) - \bar{F}_s(t), t \geq 0$, then $\dot{x}_2(t) \leq -m_w(t)x_2(t)$, and thus $\lim_{t \rightarrow \infty} x_2(t) = \lim_{t \rightarrow \infty} (Z_2(t) - \bar{F}_s(t)) = 0$. \square

In section 2.2, we aim to define the basic reproduction number; \mathcal{R}_0 , the disease-free and then its global stability for $\mathcal{R}_0 \leq 1$. Later, in section 2.3, we aim to prove that compartments $H_i(t)$ and $F_i(t)$ persists if $\mathcal{R}_0 > 1$.

2.2. Disease-free trajectory. In this section, we shall define the expression of the basic reproduction number; \mathcal{R}_0 , according to the definition given by the theory in [19]. For $Y = (H_i, F_i, H_s, F_s)$, let

$$\mathcal{F}(t, Y) = \begin{pmatrix} [\beta_{HH}(t)H_i(t) + \beta_{HF}(t)F_i(t)]H_s(t) \\ R(t)H_i(t) + [\beta_{HF}(t)H_i(t) + \beta_{FF}(t)F_i(t)]F_s(t) \\ 0 \\ 0 \end{pmatrix},$$

$$\mathcal{V}^-(t, Y) = \begin{pmatrix} (m_w(t) + d_H(t) + R(t))H_i(t) \\ (m_w(t) + d_F(t))F_i(t) \\ (m_w(t) + R(t) + \beta_{HH}(t)H_i(t) + \beta_{HF}(t)F_i(t))H_s(t) \\ (m_w(t) + \beta_{HF}(t)H_i(t) + \beta_{FF}(t)F_i(t))F_s(t) \end{pmatrix} \text{ and } \mathcal{V}^+(t, Y) = \begin{pmatrix} 0 \\ 0 \\ m_w(t)L_{in}(t) \\ R(t)H_s(t) \end{pmatrix}.$$

Our aim is to satisfy conditions (A1)–(A7) in [19, Section 1]. The dynamics (2.1) can be written in the following way :

$$\dot{Y} = \mathcal{F}(t, Y) - \mathcal{V}(t, Y) = \mathcal{F}(t, Y) - \mathcal{V}^-(t, Y) + \mathcal{V}^+(t, Y). \quad (2.7)$$

Thus, the first five conditions (A1)–(A5) given in [19, Section 1] are satisfied.

The dynamics (2.7) admits a disease-free periodic trajectory $\bar{Y}(t) = (0, 0, \bar{H}_s(t), \bar{F}_s(t))$. Let $f(t, Y(t)) = \mathcal{F}(t, Y) - \mathcal{V}^-(t, Y) + \mathcal{V}^+(t, Y)$ and $M(t) = \left(\frac{\partial f_i(t, \bar{Y}(t))}{\partial Y_j} \right)_{3 \leq i, j \leq 4}$ where $f_i(t, Y(t))$ and Y_i are the i -th components of $f(t, Y(t))$ and Y , respectively. An easy calculus gives us $M(t) = \begin{pmatrix} -(m_w(t) + R(t)) & 0 \\ R(t) & -m_w(t) \end{pmatrix}$ and thus $r(\beta_M(T)) < 1$. Therefore, the trajectory $\bar{Y}(t)$ is linearly asymptotically stable in

$$\Omega_s = \{(0, 0, H_s, F_s) \in \mathbb{R}_+^4\}.$$

Therefore, the condition (A6) in [19, Section 1] also holds.

Let us define $\mathbf{A}^+(t)$ and $\mathbf{A}^-(t)$ to be two matrices defined by $\mathbf{A}^+(t) = \left(\frac{\partial \mathcal{F}_i(t, \bar{Y}(t))}{\partial Y_j} \right)_{1 \leq i, j \leq 2}$ and $\mathbf{A}^-(t) = \left(\frac{\partial \mathcal{V}_i(t, \bar{Y}(t))}{\partial Y_j} \right)_{1 \leq i, j \leq 2}$ where $\mathcal{F}_i(t, Y)$ and $\mathcal{V}_i(t, Y)$ are the i -th components of $\mathcal{F}(t, Y)$ and $\mathcal{V}(t, Y)$, respectively. An easy calculus gives us the expressions of matrices $\mathbf{A}^+(t)$ and $\mathbf{A}^-(t)$ as the following:

$$\mathbf{A}^+(t) = \begin{pmatrix} \beta_{HH}(t)\bar{H}_s(t) & \beta_{HF}(t)\bar{H}_s(t) \\ R(t) + \beta_{HF}(t)\bar{F}_s(t) & \beta_{FF}(t)\bar{F}_s(t) \end{pmatrix}, \mathbf{A}^-(t) = \begin{pmatrix} \beta_{HH}(t)\bar{H}_s(t) & \beta_{HF}(t)\bar{H}_s(t) \\ \beta_{HF}(t)\bar{F}_s(t) & \beta_{FF}(t)\bar{F}_s(t) \end{pmatrix}.$$

Consider $Z(s_1, s_2)$ to be the two by two matrix solution of the system $\frac{d}{dt}Z(s_1, s_2) = -\mathbf{A}^-(s_1)Z(s_1, s_2)$ for any $s_1 \geq s_2$, with $Z(s_1, s_1) = I_2$, i.e., the 2×2 identity matrix. Therefore, condition (A7) is also fulfilled.

Denote by C_T the ordered Banach space of T -periodic functions that are defined on $\mathbb{R} \mapsto \mathbb{R}^2$, with the maximum norm $\|\cdot\|_\infty$ and the positive cone $C_T^+ = \{\varphi \in C_T : \varphi(s) \geq 0, \text{ for any } s \in \mathbb{R}\}$. Consider the linear operator $L : C_T \rightarrow C_T$ given by

$$(L\varphi)(\xi) = \int_0^\infty Z(\xi, \xi - w)\mathbf{A}^+(\xi - w)\varphi(\xi - w)dw, \quad \forall \xi \in \mathbb{R}, \varphi \in C_T \quad (2.8)$$

Therefore, the basic reproduction number, \mathcal{R}_0 , of system (2.1) is given by $\mathcal{R}_0 = r(L)$.

Thus, the local stability of the disease-free periodic trajectory, $\mathcal{E}_0(t) = (0, 0, \bar{H}_s(t), \bar{F}_s(t))$, of the dynamics (2.1) with respect to \mathcal{R}_0 is given hereafter.

Theorem 2.1. [19, Theorem 2.2]

- $\mathcal{R}_0 < 1 \Leftrightarrow r(\beta_{F-V}(T)) < 1$.
- $\mathcal{R}_0 = 1 \Leftrightarrow r(\beta_{F-V}(T)) = 1$.
- $\mathcal{R}_0 > 1 \Leftrightarrow r(\beta_{F-V}(T)) > 1$.

We deduce that $\mathcal{E}_0(t)$ is asymptotically stable if $\mathcal{R}_0 < 1$ and it is unstable if $\mathcal{R}_0 > 1$.

Now, we show that if $\mathcal{R}_0 < 1$ then the disease-free periodic solution $\mathcal{E}_0(t) = (0, 0, \bar{H}_s(t), \bar{F}_s(t))$ is globally asymptotically stable and then the disease dies out.

Theorem 2.2. $\mathcal{E}_0(t)$ is globally asymptotically stable if $\mathcal{R}_0 < 1$. It is unstable if $\mathcal{R}_0 > 1$.

Proof. By Theorem 2.1, one has $\mathcal{E}_0(t)$ is locally stable if $\mathcal{R}_0 < 1$ however it is unstable if $\mathcal{R}_0 > 1$. Therefore, it remains to satisfy the global attractivity of $\mathcal{E}_0(t)$ once $\mathcal{R}_0 < 1$. Using (2.5) in Proposition 2.1, for any $\kappa_1 > 0$, $\exists T_1 > 0$ such that $H_s(t) + H_i(t) \leq \bar{H}_s(t) + \kappa_1$ and $F_s(t) + F_i(t) \leq \bar{F}_s(t) + \kappa_1$ for $t > T_1$. Therefore, $H_s(t) \leq \bar{H}_s(t) + \kappa_1$ and $F_s(t) \leq \bar{F}_s(t) + \kappa_1$; and

$$\begin{cases} \dot{H}_i(t) & \leq [\beta_{HH}(t)H_i(t) + \beta_{HF}(t)F_i(t)](\bar{H}_s(t) + \kappa_1) - (m_w(t) + d_H(t) + R(t))H_i(t), \\ \dot{F}_i(t) & \leq R(t)H_i(t) + [\beta_{HF}(t)H_i(t) + \beta_{FF}(t)F_i(t)](\bar{H}_s(t) + \kappa_1) - (m_w(t) + d_F(t))F_i(t), \end{cases} \quad (2.9)$$

for $t > T_1$. Let $M_2(t)$ be the two by two matrix function given hereafter

$$M_2(t) = \begin{pmatrix} \beta_{HH}(t) & \beta_{HF}(t) \\ \beta_{HF}(t) & \beta_{FF}(t) \end{pmatrix}. \quad (2.10)$$

using the equivalences in Theorem 2.1, one has $r(\varphi_{F-V}(T)) < 1$.

By choosing $\kappa_1 > 0$ satisfying $r(\varphi_{F-V+\kappa_1 M_2}(T)) < 1$ and we consider the dynamics hereafter,

$$\begin{cases} \dot{\bar{H}}_i(t) & = [\beta_{HH}(t)\bar{H}_i(t) + \beta_{HF}(t)\bar{F}_i(t)](\bar{H}_s(t) + \kappa_1) - (m_w(t) + d_H(t) + R(t))\bar{H}_i(t), \\ \dot{\bar{F}}_i(t) & = R(t)\bar{H}_i(t) + [\beta_{HF}(t)\bar{H}_i(t) + \beta_{FF}(t)\bar{F}_i(t)](\bar{H}_s(t) + \kappa_1) - (m_w(t) + d_F(t))\bar{F}_i(t). \end{cases} \quad (2.11)$$

Using Lemma 2.1, there exists a positive T -periodic function $x_1(t)$ such that $w(t) \leq x_1(t)e^{a_1 t}$ with $w(t) = (H_i(t), F_i(t))^T$ and $a_1 = \frac{1}{T} \ln(r(\varphi_{F-V+\kappa_1 M_2}(T))) < 0$. Thus, $\lim_{t \rightarrow \infty} H_i(t) = 0$ and $\lim_{t \rightarrow \infty} F_i(t) = 0$. Furthermore, we have that $\lim_{t \rightarrow \infty} F_s(t) - \bar{F}_s(t) = \lim_{t \rightarrow \infty} Z_1(t) - H_s(t) - \bar{H}_i(t) = 0$ and $\lim_{t \rightarrow \infty} F_s(t) - \bar{F}_s(t) = \lim_{t \rightarrow \infty} Z_2(t) - F_i(t) - \bar{F}_s(t) = 0$. Then, we deduce that the disease-free periodic trajectory $\mathcal{E}_0(t)$ is globally attractive. \square

Now, we show that if $\mathcal{R}_0 > 1$ then $H_i(t)$ and $F_i(t)$ are uniform persistence and then the disease persists.

2.3. Endemic trajectory . Note that the dynamics (2.1) admits Σ^u as an invariant compact set. Let $Y_0 = (H_i(0), F_i(0), H_s(0), F_s(0))$ and $Y_1 = (0, 0, \bar{H}_s(0), \bar{F}_s(0))$. Define $\mathcal{P} : \mathbb{R}_+^4 \rightarrow \mathbb{R}_+^4$ to be the Poincaré map related to the dynamics (2.1) with $Y_0 \mapsto u(T, Y^0)$, where $u(t, Y^0)$ is the unique solution of dynamics (2.1) and initial condition $u(0, Y^0) = Y^0 \in \mathbb{R}_+^4$. Let us define

$$\Omega = \{(H_i, F_i, H_s, F_s) \in \mathbb{R}_+^4\}, \quad \Omega_0 = \text{Int}(\mathbb{R}_+^4) \text{ and } \partial\Omega_0 = \Omega \setminus \Omega_0.$$

Ω and Ω_0 are both positively invariant. \mathcal{P} is point dissipative. Define

$$M_\partial = \{Y_0 \in \partial\Omega_0 : \mathcal{P}^k(Y_0) \in \partial\Omega_0, \text{ for any } k \geq 0\}.$$

By using the persistence theory given in [22] (also in [21, Theorem 2.3]), we have

$$M_{\partial} = \{(0, 0, H_s, F_s), H_s \geq 0, F_s \geq 0\}. \quad (2.12)$$

It is easy to see that $M_{\partial} \supseteq \{(0, 0, H_s, F_s), H_s \geq 0, F_s \geq 0\}$. To prove that $M_{\partial} \setminus \{(0, 0, H_s, F_s), H_s \geq 0, F_s \geq 0\} = \emptyset$, consider $(Y_0) \in M_{\partial} \setminus \{(0, 0, H_s, F_s), H_s \geq 0, F_s \geq 0\}$.

If $F_i(0) = 0$ and $0 < H_i(0)$, then $\dot{F}_i(t)|_{t=0} = R(0)H_i(0) + \beta_{HF}(0)H_i(0)F_s(0) > 0$. If $F_i(0) > 0$ and $H_i(0) = 0$, then $F_i(t) > 0$ and $H_s(t) > 0$ for all $t > 0$. Thus, for all $t > 0$, we obtain

$$H_i(t) = \left[H_i(0) + \int_0^t \beta_{HF}(\omega)F_i(\omega)H_s(\omega) e^{\int_0^{\omega} (m_w(z) + d_H(z) + R(z) - \beta_{HF}(z)H_s(z)) dz} d\omega \right] \times \\ - \int_0^t (m_w(z) + d_H(z) + R(z) - \beta_{HH}(z)H_s(z)) dz > 0$$

for all $t > 0$. This means that $Y(t) \notin \partial\Omega_0$ for $0 < t \ll 1$. Therefore, Ω_0 is positively invariant from which we deduce (2.12). Using the previous discussion, we deduce that there exists one fixed point Y_1 of \mathcal{P} in M_{∂} . We deduce, therefore, the uniform persistence of the disease as follows.

Theorem 2.3. Assume that $\mathcal{R}_0 > 1$. The dynamics (2.1) admits at least one periodic solution such that there exists $\varepsilon > 0$ that satisfies $\forall Y_0 \in \text{Int}(\mathbb{R}_+)^2 \times \mathbb{R}_+^2$ and

$$\liminf_{t \rightarrow \infty} H_i(t) \geq \varepsilon > 0, \liminf_{t \rightarrow \infty} F_i(t) \geq \varepsilon > 0.$$

Proof. We aim to prove that \mathcal{P} is uniformly persistent with respect to $(\Omega_0, \partial\Omega_0)$ which permits to prove that the solution of the dynamics (2.1) is uniformly persistent with respect to $(\Omega_0, \partial\Omega_0)$ by using [22, Theorem 3.1.1]. From Theorem 2.1, we have $r(\varphi_{F-V}(T)) > 1$. Therefore, there exists $\xi > 0$ such that $r(\varphi_{F-V-\xi M_2}(T)) > 1$. Define the system of equations:

$$\begin{cases} \dot{H}_s^\alpha(t) &= m_w(t)L_{in}(t) - (m_w(t) + R(t))H_s^\alpha(t) - [\beta_{HH}(t)\alpha + \beta_{HF}(t)\alpha]H_s^\alpha(t), \\ \dot{F}_s^\alpha(t) &= R(t)H_s^\alpha(t) - m_w(t)F_s^\alpha(t) - [\beta_{HF}(t)\alpha + \beta_{FF}(t)\alpha]F_s^\alpha(t). \end{cases} \quad (2.13)$$

\mathcal{P} associated with the dynamics (2.13) admits a unique fixed point $(\bar{H}_s^\alpha, \bar{F}_s^\alpha)$ which is globally attractive in \mathbb{R}_+^2 . By using the implicit function theorem, $\alpha \mapsto (\bar{H}_s^\alpha, \bar{F}_s^\alpha)$ is continuous. Thus, $\alpha > 0$ can be chosen small enough such that $\bar{H}_s^\alpha(t) > \bar{H}_s(t) - \xi$, and $\bar{F}_s^\alpha(t) > \bar{F}_s(t) - \xi$, $\forall t > 0$. Using the continuity property of the solution with respect to the initial condition, $\exists \alpha^*$ such that $Y_0 \in \Omega_0$ with $\|Y_0 - u(t, Y_1)\| \leq \alpha^*$; then

$$\|u(t, Y_0) - u(t, Y_1)\| < \alpha \text{ for } 0 \leq t \leq T.$$

We prove by contradiction that

$$\limsup_{k \rightarrow \infty} d(\mathcal{P}^k(Y_0), Y_1) \geq \alpha^* \forall Y_0 \in \Omega_0. \quad (2.14)$$

Suppose that $\limsup_{k \rightarrow \infty} d(\mathcal{P}^k(Y_0), Y_1) < \alpha^*$ for some $Y_0 \in \Omega_0$. We can assume that $d(\mathcal{P}^k(Y_0), Y_1) < \alpha^*$ for all $k > 0$. Therefore

$$\|u(t, \mathcal{P}^k(Y_0)) - u(t, Y_1)\| < \alpha \forall k > 0 \text{ and } 0 \leq t \leq T.$$

For $t \geq 0$, let $t = kT + t_1$, where $t_1 \in [0, T)$ and $k = \lfloor \frac{t}{T} \rfloor$. Therefore

$$\|u(t, Y_0) - u(t, Y_1)\| = \|u(t_1, \mathcal{P}^k(Y_0)) - u(t_1, Y_1)\| < \alpha \text{ for all } t \geq 0.$$

Set $(H_i(t), F_i(t), H_s(t), F_s(t)) = u(t, Y_0)$. Therefore $0 \leq H_i(t), F_i(t) \leq \alpha, t \geq 0$ and

$$\begin{cases} \dot{H}_s(t) & \geq m_w(t)L_{in}(t) - (m_w(t) + R(t))H_s(t) - [\beta_{HH}(t)\alpha + \beta_{HF}(t)\alpha]H_s(t), \\ \dot{F}_s^\alpha(t) & \geq R(t)H_s^\alpha(t) - m_w(t)F_s(t) - [\beta_{HF}(t)\alpha + \beta_{FF}(t)\alpha]F_s(t). \end{cases} \quad (2.15)$$

\mathcal{P} applied to the dynamics (2.13) admits a fixed point $(\bar{H}_s^\alpha, \bar{F}_s^\alpha)$ that it is globally attractive with $\bar{H}_s^\alpha(t) > \bar{H}_s - \xi$, and $\bar{F}_s^\alpha(t) > \bar{F}_s(t) - \xi$; then, $\exists T_2 > 0$ such that $H_s(t) > \bar{H}_s(t) - \xi$ and $F_s(t) > \bar{F}_s(t) - \xi$ for $t > T_2$. Then, for $t > T_2$, we have

$$\begin{cases} \dot{H}_i(t) & \geq [\beta_{HH}(t)H_i(t) + \beta_{HF}(t)F_i(t)](\bar{H}_s(t) - \xi) - (m_w(t) + d_H(t) + R(t))H_i(t), \\ \dot{F}_i(t) & \geq R(t)H_i(t) + [\beta_{HF}(t)H_i(t) + \beta_{FF}(t)F_i(t)](\bar{F}_s(t) - \xi) - (m_w(t) + d_F(t))F_i(t). \end{cases} \quad (2.16)$$

Since $r(\varphi_{F-V-\xi M_2}(T)) > 1$, then by using Lemma 2.1, there exists a positive T -periodic function $x_2(t)$ such that $J(t) \geq e^{a_2 t} x_2(t)$ where $a_2 = \frac{1}{T} \ln r(\varphi_{F-V-\xi M_2}(T)) > 0$, then $\lim_{t \rightarrow \infty} H_i(t) = \infty$ which contradicts the boundedness of the solution. Therefore, (2.14) is satisfied and \mathcal{P} is weakly uniformly persistent with respect to $(\Omega_0, \partial\Omega_0)$. By applying Proposition 2.1, \mathcal{P} has a global attractor. We deduce that Y_1 is an isolated invariant set inside Ω and that $W^s(Y_1) \cap \Omega_0 = \emptyset$. All trajectories inside M_∂ converges to Y_1 which is acyclic in M_∂ . Applying [22, Theorem 1.3.1 and Remark 1.3.1], we deduce that \mathcal{P} is uniformly persistent with respect to $(\Omega_0, \partial\Omega_0)$. Moreover, by using [22, Theorem 1.3.6], \mathcal{P} has a fixed point $\tilde{Y}_0 = (\tilde{H}_i, \tilde{F}_i, \tilde{H}_s, \tilde{F}_s) \in \Omega_0$ with $\tilde{Y}_0 \in \text{Int}(R_+)^2 \times R_+^2$.

Suppose that $\tilde{H}_s = 0$. From the first equation of the dynamics (2.1), $\tilde{H}_s(t)$ satisfies

$$\dot{\tilde{H}}_s(t) = m_w(t)L_{in}(t) - (m_w(t) + R(t))\tilde{H}_s(t) - [\beta_{HH}(t)\tilde{H}_i(t) + \beta_{HF}(t)\tilde{F}_i(t)]\tilde{H}_s(t), \quad (2.17)$$

where $\tilde{H}_s = \tilde{H}_s(nT) = 0, n = 1, 2, 3, \dots$. By using Proposition 2.1, $\forall \kappa_3 > 0, \exists T_3 > 0$ such that $\tilde{H}_i(t), \tilde{F}_i(t) \leq L_{in}^u + \kappa_3$ for $t > T_3$. Then, we obtain

$$\dot{\tilde{H}}_s(t) \geq m_w(t)L_{in}(t) - (m_w(t) + R(t))\tilde{H}_s(t) - [\beta_{HH}(t) + \beta_{HF}](L_{in}^u + \kappa_3)\tilde{H}_s(t), \text{ for } t \geq T_3. \quad (2.18)$$

$\exists \bar{n}$ such that $nT > T_3$ for all $n > \bar{n}$. Therefore

$$\begin{aligned} \tilde{H}_s(nT) & \geq \left[\tilde{H}_s(0) + \int_0^{nT} m_w(z)L_{in}(z)e^{\int_0^z ((m_w(t) + R(t)) + \beta_{HH}(t) + \beta_{HF})(L_{in}^u + \kappa_3))dt} dz \right] \\ & \quad - \int_0^{nT} ((m_w(t) + R(t)) + \beta_{HH}(t) + \beta_{HF})(L_{in}^u + \kappa_3)e^{\int_0^t ((m_w(t) + R(t)) + \beta_{HH}(t) + \beta_{HF})(L_{in}^u + \kappa_3))dt} dt \end{aligned}$$

for all $n > \bar{n}$ which contradicts the fact that $\tilde{H}_s(nT) = 0$. Then, $\tilde{H}_s(0) > 0$ and \tilde{Y}_0 is a positive T -periodic solution of the dynamics (2.1). □

3. NUMERICAL EXAMPLES

In this section, we adopted the numerical simulations validating analytical findings. For all numerical simulations, the periodic functions are given by

$$\begin{cases} \beta_{HH}(t) = \beta_{HH}^0(1 + \beta_{HH}^1 \cos(2\pi(t + \phi))), & \beta_{FF}(t) = \beta_{FF}^0(1 + \beta_{FF}^1 \cos(2\pi(t + \phi))), \\ \beta_{HF}(t) = \beta_{HF}^0(1 + \beta_{HF}^1 \cos(2\pi(t + \phi))), & L_{in}(t) = L_{in}^0(1 + L_{in}^1 \cos(2\pi(t + \phi))), \\ R(t) = R^0(1 + R^1 \cos(2\pi(t + \phi))), & d_H(t) = d_H^0(1 + d_H^1 \cos(2\pi(t + \phi))), \\ d_F(t) = d_F^0(1 + d_F^1 \cos(2\pi(t + \phi))), & m_w(t) = m_w^0(1 + m_w^1 \cos(2\pi(t + \phi))), \end{cases} \quad (3.1)$$

with $|\beta_{HH}^1|, |\beta_{HF}^1|, |\beta_{FF}^1|, |L_{in}^1|, |R^1|, |d_H^1|, |d_F^1|$ and $|m_w^1|$ describe the seasonal cycles frequencies, however, ϕ describes the phase shift. The numerical values of $\beta_{HH}^0, \beta_{HF}^0, \beta_{FF}^0, L_{in}^0, R^0, d_H^0, d_F^0$ and m_w^0 are considered in Table 1. However, the values of $\beta_{HH}^1, \beta_{HF}^1, \beta_{FF}^1, L_{in}^1, R^1, d_H^1, d_F^1$ and m_w^1 are considered in Table 2.

TABLE 1. Used values for $\phi, \beta_{HH}^0, \beta_{HF}^0, \beta_{FF}^0, L_{in}^0, R^0, d_H^0, d_F^0$ and m_w^0 .

Parameter	ϕ	β_{HH}^0	β_{HF}^0	β_{FF}^0	R^0	d_H^0	d_F^0	m_w^0
Value	0	0.4	0.6	0.5	0.8	0.4	0.5	0.7

TABLE 2. Used values for $\beta_{HH}^1, \beta_{HF}^1, \beta_{FF}^1, L_{in}^1, R^1, d_H^1, d_F^1$ and m_w^1 .

Parameter	β_{HH}^1	β_{HF}^1	β_{FF}^1	L_{in}^1	R^1	d_H^1	d_F^1	m_w^1
Value	0.1	-0.15	-0.1	0.07	0.05	0.6	0.5	0.02

Three scenarios were consider here. The first one was allocated to the case of fixed environment. However, the second was allocated to the case where only the contact rates are seasonal. Finally, the last case were allocated to the case where all parameters are periodic. The numerical resolution was done using explicit Runge-Kutta formulas of orders 4 and 5 under Matlab.

3.1. Case of autonomous system. Let us start by the simple case where there is no influence of the seasonality on the dynamics. Thus, we restrict our attention on the autonomous dynamics (3.2), i.e., all parameters are positive constants.

$$\begin{cases} \dot{H}_i(t) = [\beta_{HH}^0 H_i(t) + \beta_{HF}^0 F_i(t)] H_s(t) - (m_w^0 + d_H^0 + R^0) H_i(t), \\ \dot{F}_i(t) = R^0 H_i(t) + [\beta_{HF}^0 H_i(t) + \beta_{FF}^0 F_i(t)] F_s(t) - (m_w^0 + d_F^0) F_i(t), \\ \dot{H}_s(t) = m_w^0 L_{in}^0 - (m_w^0 + R^0) H_s(t) - [\beta_{HH}^0 H_i(t) + \beta_{HF}^0 F_i(t)] H_s(t), \\ \dot{F}_s(t) = R^0 H_s(t) - m_w^0 F_s(t) - [\beta_{HF}^0 H_i(t) + \beta_{FF}^0 F_i(t)] F_s(t). \end{cases} \quad (3.2)$$

with an initial condition $(H_i(0), F_i(0), H_s(0), F_s(0)) \in \mathbb{R}_+^4$.

The trivial steady state is given by $\mathcal{E}_0 = \left(0, 0, \frac{m_w^0 L_{in}^0}{m_w^0 + R^0}, \frac{R^0 L_{in}^0}{m_w^0 + R^0}\right)$. We apply the next-generation

matrix method introduced by Diekmann [23, 24] to calculate the basic reproduction number for our system (3.2). See [25–30] for other applications. Let us define the matrices F and V by

$$F = \begin{pmatrix} \beta_{HH}^0 H_s(t) & \beta_{HF}^0 H_s(t) \\ R^0 + \beta_{HF}^0 F_s(t) & \beta_{FF}^0 F_s(t) \end{pmatrix} = \frac{1}{m_w^0 + R^0} \begin{pmatrix} m_w^0 L_{in}^0 \beta_{HH}^0 & m_w^0 L_{in}^0 \beta_{HF}^0 \\ R^0(m_w^0 + R^0 + L_{in}^0 \beta_{HF}^0) & R^0 L_{in}^0 \beta_{FF}^0 \end{pmatrix},$$

and $V = \begin{pmatrix} m_w^0 + d_H^0 + R^0 & 0 \\ 0 & m_w^0 + d_F^0 \end{pmatrix}$ with the inverse matrix V^{-1} of V given by

$$V^{-1} = \begin{pmatrix} \frac{1}{m_w^0 + d_H^0 + R^0} & 0 \\ 0 & \frac{1}{m_w^0 + d_F^0} \end{pmatrix},$$

and the next generation matrix is defined by

$$FV^{-1} = \frac{1}{m_w^0 + R^0} \begin{pmatrix} \frac{m_w^0 L_{in}^0 \beta_{HH}^0}{m_w^0 + d_H^0 + R^0} & \frac{m_w^0 L_{in}^0 \beta_{HF}^0}{m_w^0 + d_F^0} \\ \frac{R^0(m_w^0 + R^0 + L_{in}^0 \beta_{HF}^0)}{m_w^0 + d_H^0 + R^0} & \frac{R^0 L_{in}^0 \beta_{FF}^0}{m_w^0 + d_F^0} \end{pmatrix}.$$

The characteristic polynomial is given by

$$\begin{aligned} \frac{m_w^0 + R^0}{L_{in}^0} P(X) &= \begin{vmatrix} \frac{m_w^0 L_{in}^0 \beta_{HH}^0}{m_w^0 + d_H^0 + R^0} - X & \frac{m_w^0 L_{in}^0 \beta_{HF}^0}{m_w^0 + d_F^0} \\ \frac{R^0(m_w^0 + R^0 + L_{in}^0 \beta_{HF}^0)}{m_w^0 + d_H^0 + R^0} & \frac{R^0 L_{in}^0 \beta_{FF}^0}{m_w^0 + d_F^0} - X \end{vmatrix} \\ &= \left(\frac{m_w^0 L_{in}^0 \beta_{HH}^0}{m_w^0 + d_H^0 + R^0} - X \right) \left(\frac{R^0 L_{in}^0 \beta_{FF}^0}{m_w^0 + d_F^0} - X \right) - \frac{R^0(m_w^0 + R^0 + L_{in}^0 \beta_{HF}^0)}{m_w^0 + d_H^0 + R^0} \frac{m_w^0 L_{in}^0 \beta_{HF}^0}{m_w^0 + d_F^0} \\ &= X^2 - \left(\frac{m_w^0 L_{in}^0 \beta_{HH}^0}{m_w^0 + d_H^0 + R^0} + \frac{R^0 L_{in}^0 \beta_{FF}^0}{m_w^0 + d_F^0} \right) X \\ &\quad + m_w^0 R^0 L_{in}^0 \frac{\beta_{FF}^0 \beta_{HH}^0 L_{in}^0 - \beta_{HF}^0 (m_w^0 + R^0 + L_{in}^0 \beta_{HF}^0)}{(m_w^0 + d_F^0)(m_w^0 + d_H^0 + R^0)} \\ &= X^2 - aX + b \end{aligned}$$

with $a = \frac{m_w^0 L_{in}^0 \beta_{HH}^0}{m_w^0 + d_H^0 + R^0} + \frac{R^0 L_{in}^0 \beta_{FF}^0}{m_w^0 + d_F^0}$ and $b = m_w^0 R^0 L_{in}^0 \frac{\beta_{FF}^0 \beta_{HH}^0 L_{in}^0 - \beta_{HF}^0 (m_w^0 + R^0 + L_{in}^0 \beta_{HF}^0)}{(m_w^0 + d_F^0)(m_w^0 + d_H^0 + R^0)}$.

The discriminant of the previous quadratic equation is given by

$$\begin{aligned} \Delta &= \left(\frac{m_w^0 L_{in}^0 \beta_{HH}^0}{m_w^0 + d_H^0 + R^0} + \frac{R^0 L_{in}^0 \beta_{FF}^0}{m_w^0 + d_F^0} \right)^2 - 4m_w^0 R^0 L_{in}^0 \frac{\beta_{FF}^0 \beta_{HH}^0 L_{in}^0 - \beta_{HF}^0 (m_w^0 + R^0 + L_{in}^0 \beta_{HF}^0)}{(m_w^0 + d_F^0)(m_w^0 + d_H^0 + R^0)} \\ &= \left(\frac{m_w^0 L_{in}^0 \beta_{HH}^0}{m_w^0 + d_H^0 + R^0} - \frac{R^0 L_{in}^0 \beta_{FF}^0}{m_w^0 + d_F^0} \right)^2 + 4m_w^0 R^0 L_{in}^0 \frac{\beta_{HF}^0 (m_w^0 + R^0 + L_{in}^0 \beta_{HF}^0)}{(m_w^0 + d_F^0)(m_w^0 + d_H^0 + R^0)} > 0. \end{aligned}$$

Therefore the characteristic polynomial admits two roots $X_1 = \frac{a + \sqrt{\Delta}}{2}$ and $X_2 = \frac{a - \sqrt{\Delta}}{2}$ thus the basic reproduction number for model (3.2) that it is defined as the spectral radius of the

next-generation matrix, FV^{-1} is then given by.

$$\mathcal{R}_0 = \frac{\frac{m_w^0 L_{in}^0 \beta_{HH}^0}{m_w^0 + d_H^0 + R^0} + \frac{R^0 L_{in}^0 \beta_{FF}^0}{m_w^0 + d_F^0} + \sqrt{\left(\frac{m_w^0 L_{in}^0 \beta_{HH}^0}{m_w^0 + d_H^0 + R^0} - \frac{R^0 L_{in}^0 \beta_{FF}^0}{m_w^0 + d_F^0} \right)^2 + 4m_w^0 R^0 L_{in}^0 \frac{\beta_{HF}^0 (m_w^0 + R^0 + L_{in}^0 \beta_{HF}^0)}{(m_w^0 + d_F^0)(m_w^0 + d_H^0 + R^0)}}{2}.$$

- If $\mathcal{R}_0 \leq 1$, then model (3.2) has a trivial steady state $\mathcal{E}_0 = \left(0, 0, \frac{m_w^0 L_{in}^0}{m_w^0 + R^0}, \frac{R^0 L_{in}^0}{m_w^0 + R^0} \right)$.
- If $\mathcal{R}_0 > 1$, then model (3.2) has two steady states \mathcal{E}_0 and an infected steady state $\bar{\mathcal{E}} = (\bar{H}_i, \bar{F}_i, \bar{H}_s, \bar{F}_s)$.

In Figure 1, the calculated trajectories of dynamics (3.2) converge asymptotically to $\bar{\mathcal{E}}$ if $\mathcal{R}_0 > 1$. However, in Figure 2, the calculated trajectories of the dynamics (3.2) converge to the disease-free steady state \mathcal{E}_0 , then confirming the global asymptotic stability of \mathcal{E}_0 if $\mathcal{R}_0 \leq 1$.

In Figure 1, the calculated trajectories of the dynamics (3.2) converge asymptotically to the periodic solution corresponding to the disease persistence if $\mathcal{R}_0 > 1$. In Figure 2, different initial conditions were considered and for each one of them, the solution converge to the same periodic solution. In Figures 3 and 4, the calculated trajectories of the dynamics (3.2) converge to the disease-free steady state $\mathcal{E}_0 = \left(0, 0, \frac{m_w^0 L_{in}^0}{m_w^0 + R^0}, \frac{R^0 L_{in}^0}{m_w^0 + R^0} \right)$ for the case where $\mathcal{R}_0 \leq 1$.

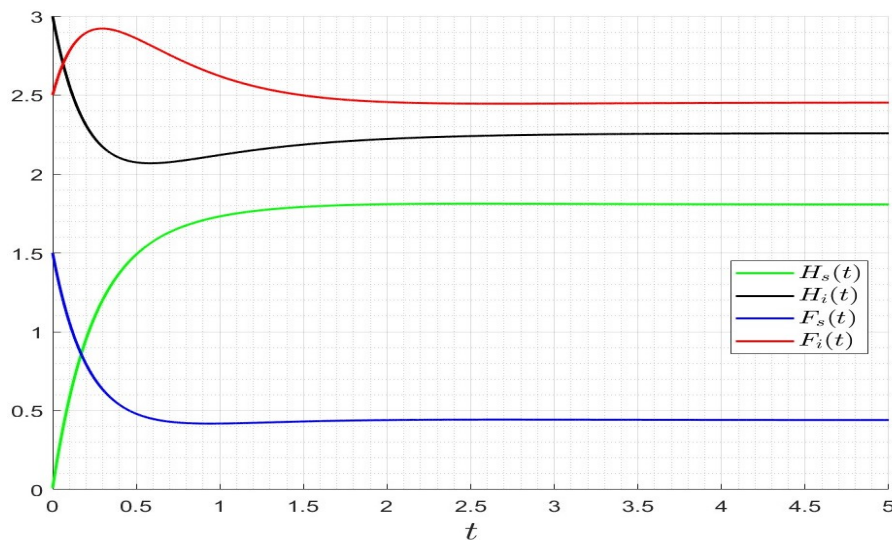


FIGURE 1. Behavior of the dynamics (2.1) for $L_{in}^0 = 10$ then $\mathcal{R}_0 \approx 6.5059 > 1$.

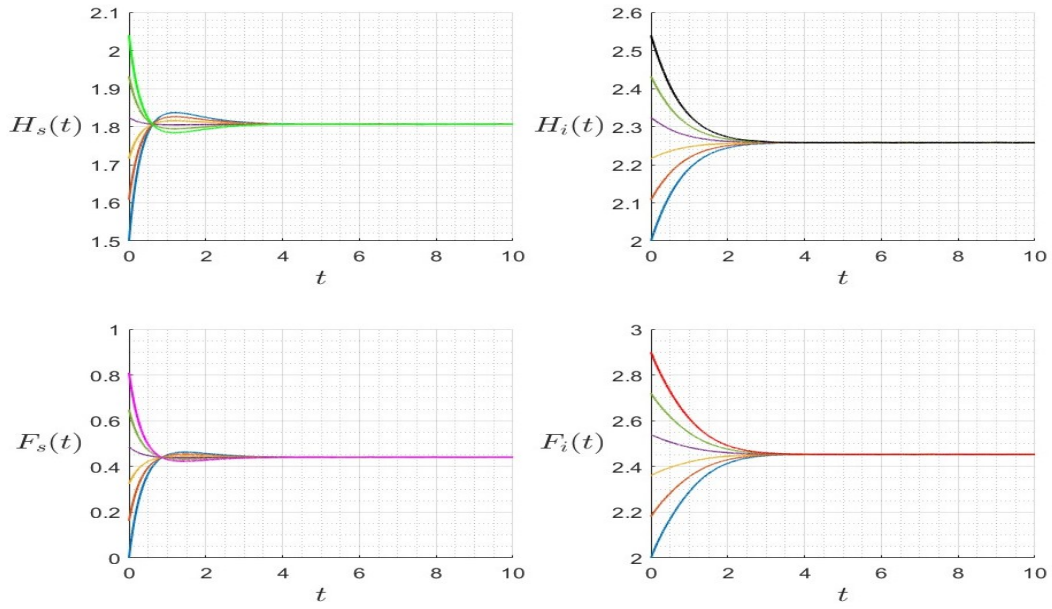


FIGURE 2. Behavior of the dynamics (2.1) for $L_{in}^0 = 10$ then $\mathcal{R}_0 \approx 6.5059 > 1$.

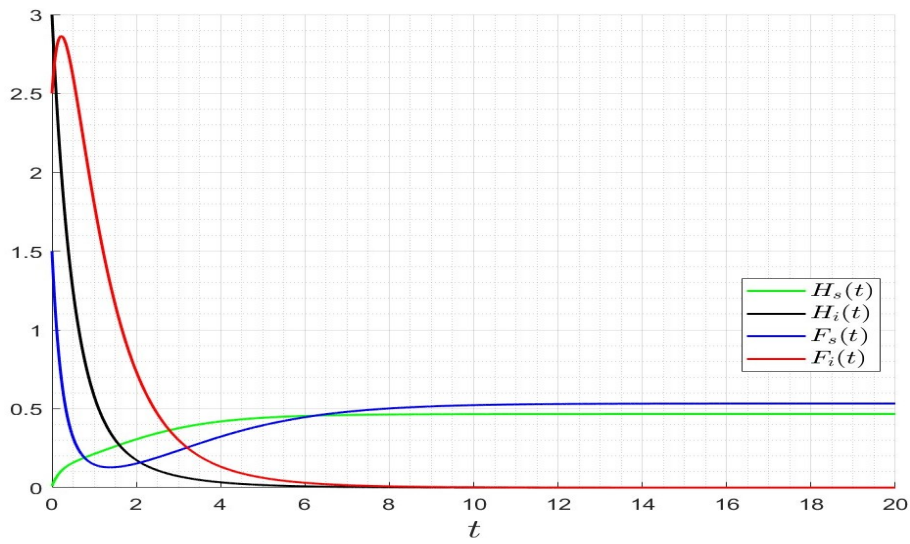


FIGURE 3. Behavior of the dynamics (2.1) for $L_{in}^0 = 1$ then $\mathcal{R}_0 \approx 0.8464 < 1$.

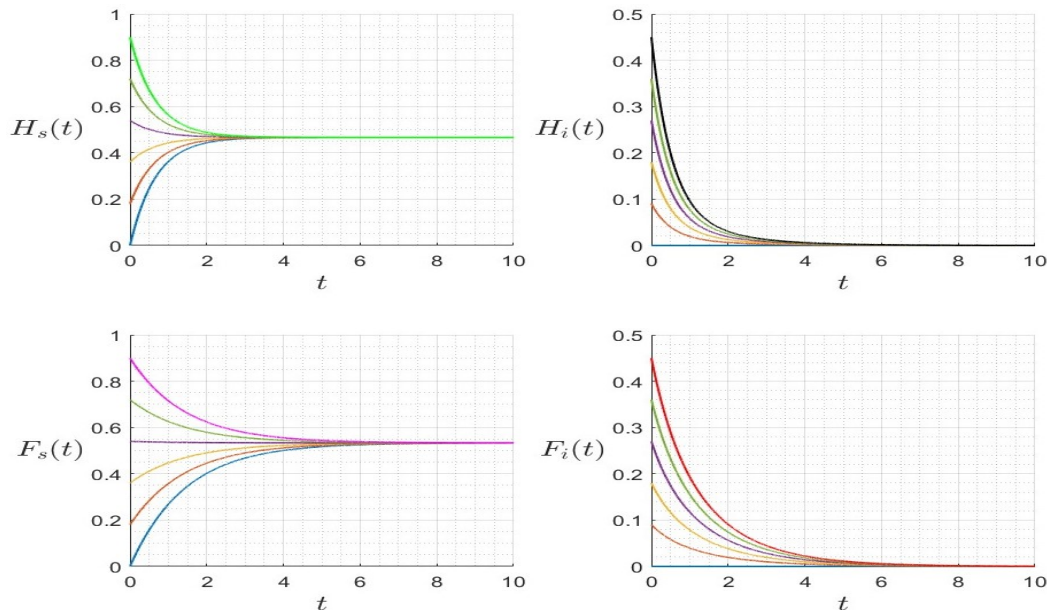


FIGURE 4. Behavior of the dynamics (2.1) for $L_{in}^0 = 1$ then $\mathcal{R}_0 \approx 0.8464 < 1$.

3.2. Case of periodic contact between bees. The second case was allocated to the case where only the contact rates, β_{HH} , β_{HF} and β_{FF} are seasonal functions reflecting periodic contact between bees. All the rest of parameters are fixed. We obtain the following system.

$$\begin{cases} \dot{H}_i(t) = [\beta_{HH}(t)H_i(t) + \beta_{HF}(t)F_i(t)]H_s(t) - (m_w^0 + d_H^0 + R^0)H_i(t), \\ \dot{F}_i(t) = R^0H_i(t) + [\beta_{HF}(t)H_i(t) + \beta_{FF}(t)F_i(t)]F_s(t) - (m_w^0 + d_F^0)F_i(t), \\ \dot{H}_s(t) = m_w^0L_{in}^0 - (m_w^0 + R^0)H_s(t) - [\beta_{HH}(t)H_i(t) + \beta_{HF}(t)F_i(t)]H_s(t), \\ \dot{F}_s(t) = R^0H_s(t) - m_w^0F_s(t) - [\beta_{HF}(t)H_i(t) + \beta_{FF}(t)F_i(t)]F_s(t). \end{cases} \quad (3.3)$$

with the positive initial condition $(H_i(0), F_i(0), H_s(0), F_s(0)) \in \mathbb{R}_+^4$.

We give the results of some numerical simulations confirming the stability of the steady states of system (3.3). The approximation of the basic reproduction number \mathcal{R}_0 was performed using the time-averaged system as in [14, 15]. Other definitions of \mathcal{R}_0 can be found in [17, 18].

In Figure 5, the calculated trajectories of the dynamics (3.3) converge asymptotically to the periodic solution corresponding to the disease persistence if $\mathcal{R}_0 > 1$. In Figure 6, different initial conditions were considered and for each one of them, the solution converge to the same periodic solution. In Figures 7 and 8, the calculated trajectories of the dynamics (3.3) converge to the disease-free periodic solution $\mathcal{E}_0(t) = (0, 0, \bar{H}_s(t), \bar{F}_s(t))$ for the case where $\mathcal{R}_0 \leq 1$.

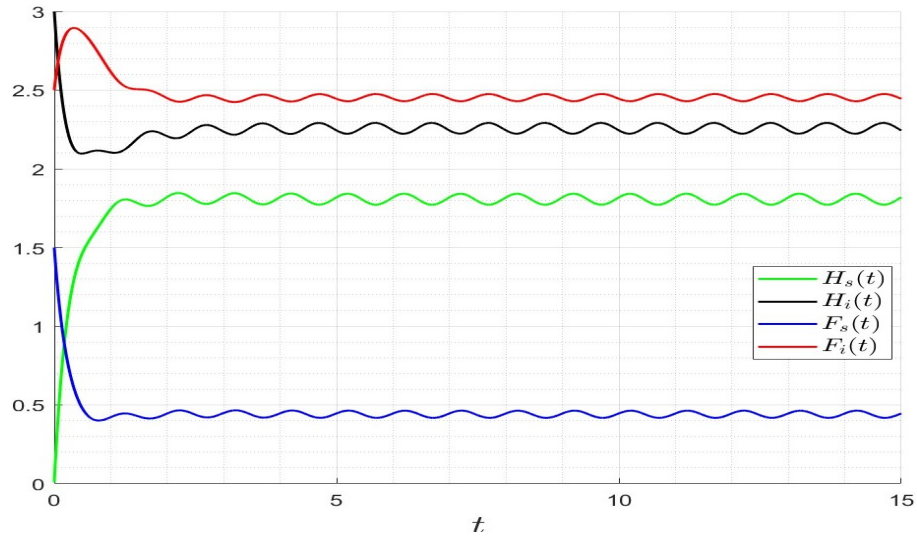


FIGURE 5. Behavior of the dynamics (2.1) for $L_{in}^0 = 10$ then $\mathcal{R}_0 \approx 6.5059 > 1$.

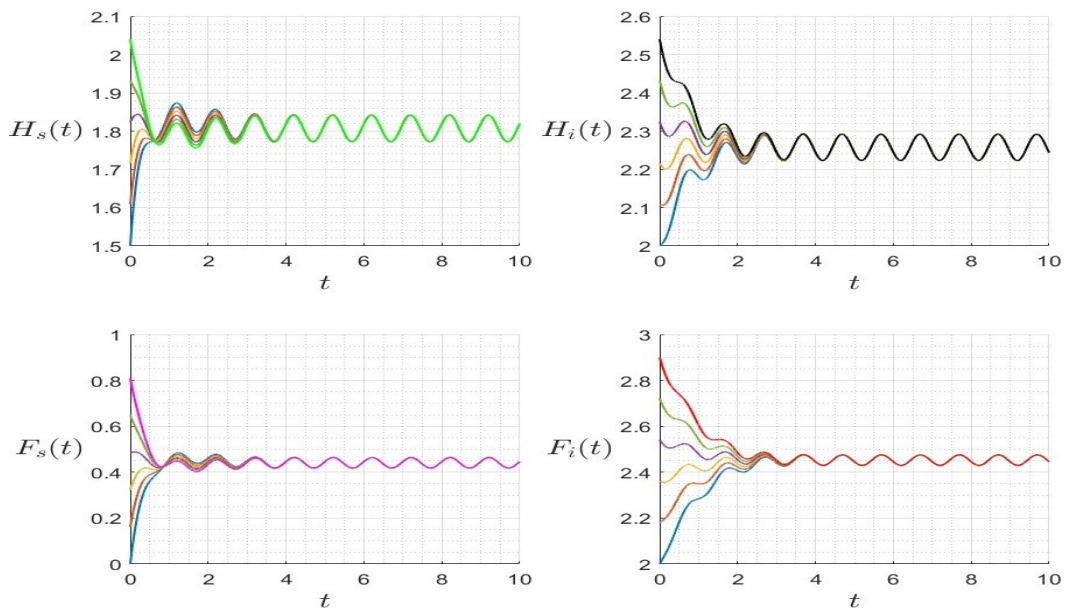


FIGURE 6. Behavior of the dynamics (2.1) for $L_{in}^0 = 10$ then $\mathcal{R}_0 \approx 6.5059 > 1$.

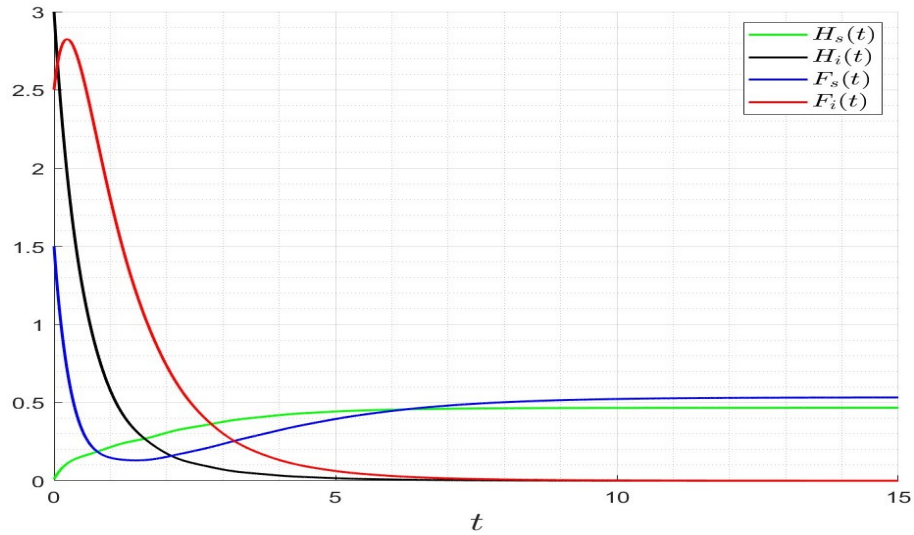


FIGURE 7. Behavior of the dynamics (2.1) for $L_{in}^0 = 1$ then $\mathcal{R}_0 \approx 0.8464 < 1$.

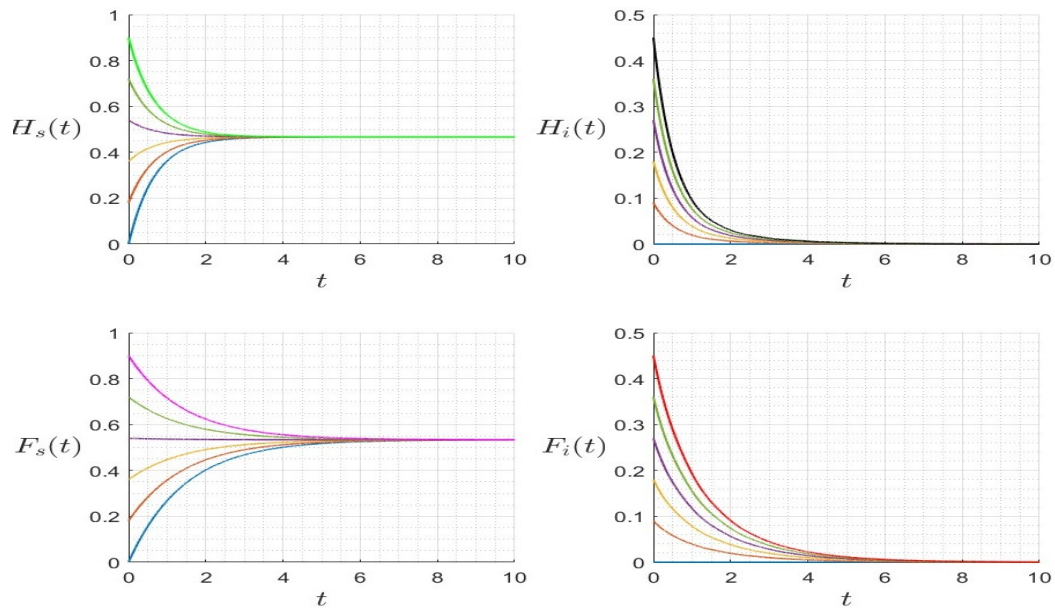


FIGURE 8. Behavior of the dynamics (2.1) for $L_{in}^0 = 1$ then $\mathcal{R}_0 \approx 0.8464 < 1$.

3.3. Case of full periodic system. In the third step, we performed numerical simulations for the system (2.1) where all parameters were set as T -periodic functions. Thus the model is given by

$$\begin{cases} \dot{H}_i(t) = [\beta_{HH}(t)H_i(t) + \beta_{HF}(t)F_i(t)]H_s(t) - (m_w(t) + d_H(t) + R(t))H_i(t), \\ \dot{F}_i(t) = R(t)H_i(t) + [\beta_{HF}(t)H_i(t) + \beta_{FF}(t)F_i(t)]F_s(t) - (m_w(t) + d_F(t))F_i(t), \\ \dot{H}_s(t) = m_w(t)L_{in}(t) - (m_w(t) + R(t))H_s(t) - [\beta_{HH}(t)H_i(t) + \beta_{HF}(t)F_i(t)]H_s(t), \\ \dot{F}_s(t) = R(t)H_s(t) - m_w(t)F_s(t) - [\beta_{HF}(t)H_i(t) + \beta_{FF}(t)F_i(t)]F_s(t). \end{cases} \quad (3.4)$$

with the positive initial condition $(H_i(0), F_i(0), H_s(0), F_s(0)) \in \mathbb{R}_+^4$.

We give the results of some numerical simulations confirming the stability of the steady states of system (3.4). The basic reproduction number \mathcal{R}_0 was approximated by using the time-averaged system as in [14, 15]. Other definitions of \mathcal{R}_0 can be found in [17, 18].

In Figure 9, the calculated trajectories of the dynamics (3.4) converge asymptotically to the periodic solution corresponding to the disease persistence if $\mathcal{R}_0 > 1$. In Figure 10, different initial conditions were considered and for each one of them, the solution converge to the same periodic solution. In Figures 11 and 12, the calculated trajectories of the dynamics (3.4) converge to the disease-free periodic solution $\mathcal{E}_0(t) = (0, 0, \bar{H}_s(t), \bar{F}_s(t))$ for the case where $\mathcal{R}_0 \leq 1$.

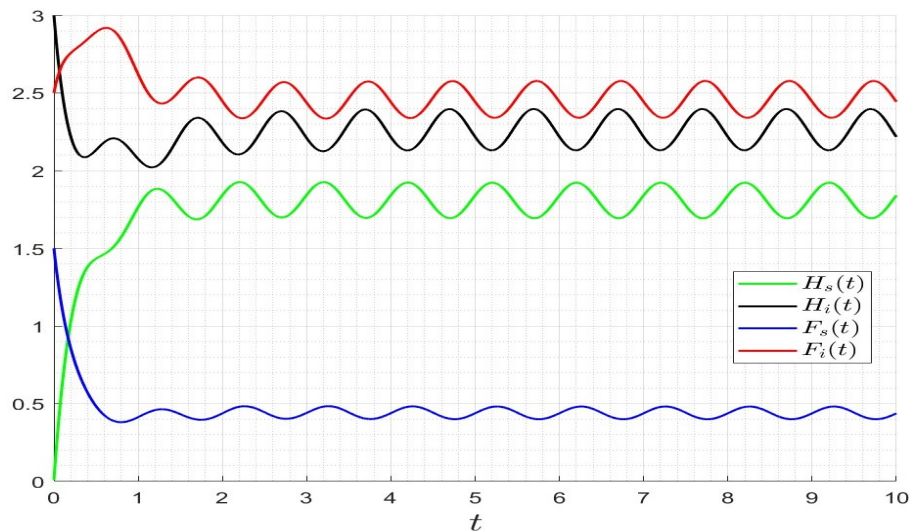


FIGURE 9. Behavior of the dynamics (2.1) for $L_{in}^0 = 10$ then $\mathcal{R}_0 \approx 6.5059 > 1$.

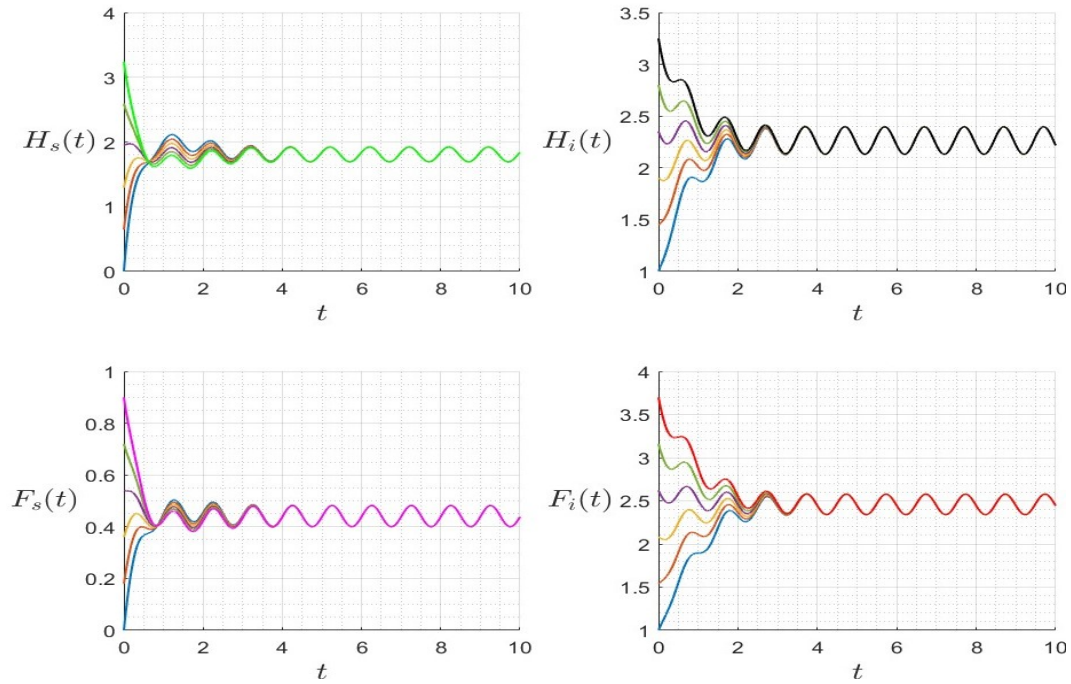


FIGURE 10. Behavior of the dynamics (2.1) for $L_{in}^0 = 10$ then $\mathcal{R}_0 \approx 6.5059 > 1$.

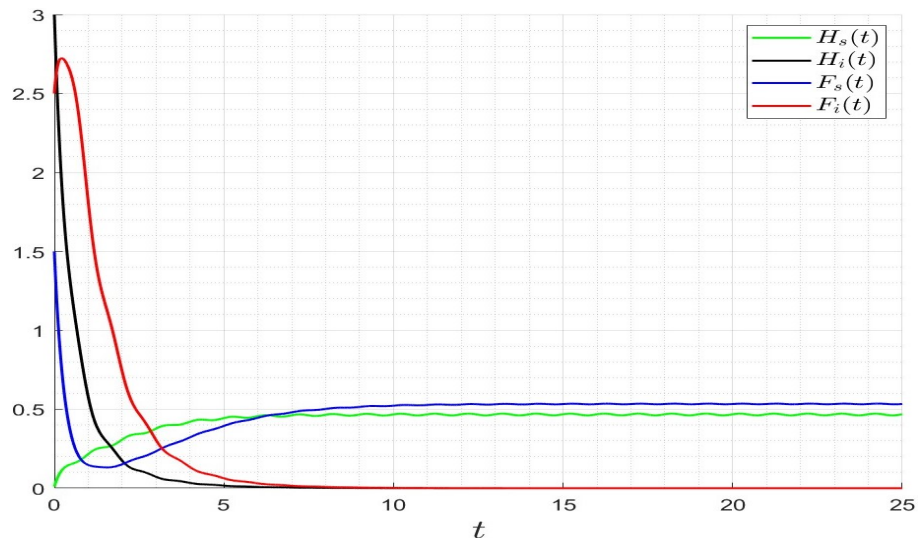


FIGURE 11. Behavior of the dynamics (2.1) for $L_{in}^0 = 1$ then $\mathcal{R}_0 \approx 0.8464 < 1$.

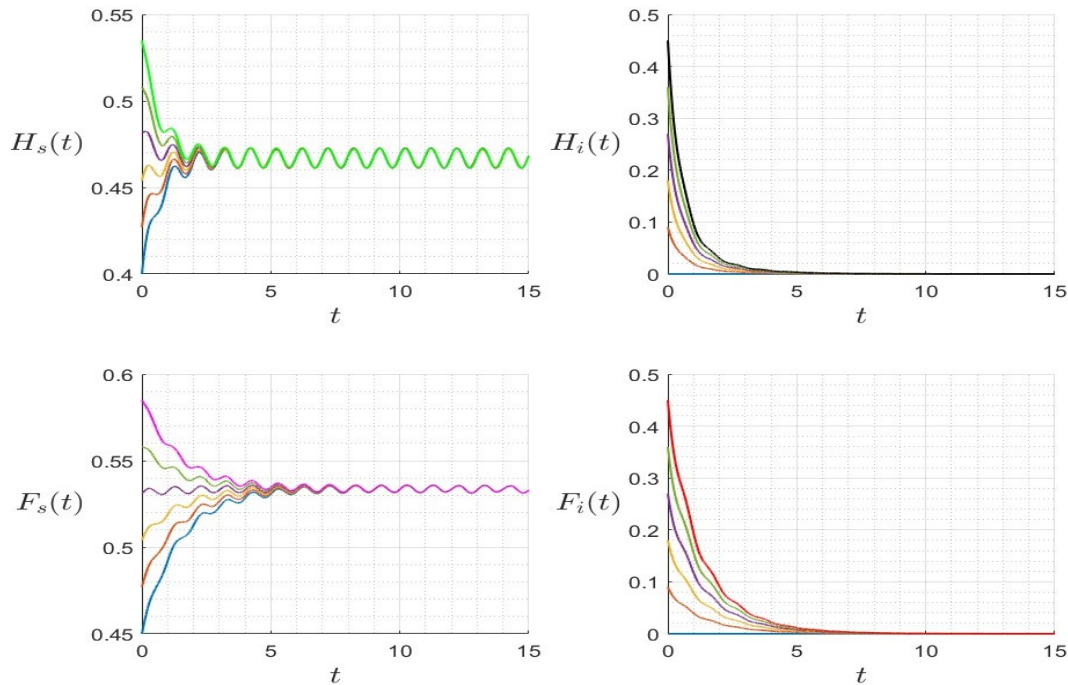


FIGURE 12. Behavior of the dynamics (2.1) for $L_{in}^0 = 1$ then $\mathcal{R}_0 \approx 0.8464 < 1$.

4. CONCLUSIONS

In this paper, we consider the Honeybee population dynamics in a seasonal environment observed in real life. We defined the basic reproduction number, \mathcal{R}_0 by using an integral operator. It is proved that once $\mathcal{R}_0 \leq 1$, all solution of the dynamics converge to the disease-free periodic trajectory and that the disease persists if $\mathcal{R}_0 > 1$.

Conflicts of Interest: The authors declare that there are no conflicts of interest regarding the publication of this paper.

REFERENCES

- [1] F. Brauer, C. Castillo-Chavez, A. Mubayi, et al. Some Models for Epidemics of Vector-Transmitted Diseases, *Infect. Dis. Model.* 1 (2016), 79–87. <https://doi.org/10.1016/j.idm.2016.08.001>.
- [2] S.K. Sasmal, I. Ghosh, A. Huppert, et al. Modeling the Spread of Zika Virus in a Stage-Structured Population: Effect of Sexual Transmission, *Bull. Math. Biol.* 80 (2018), 3038–3067. <https://doi.org/10.1007/s11538-018-0510-7>.
- [3] M.A. Ibrahim, A. Dénes, Threshold Dynamics in a Model for Zika Virus Disease With Seasonality, *Bull. Math. Biol.* 83 (2021), 27. <https://doi.org/10.1007/s11538-020-00844-6>.
- [4] D. Xiao, Dynamics and Bifurcations on a Class of Population Model With Seasonal Constant-Yield Harvesting, *Discr. Contin. Dyn. Syst. - B.* 21 (2015), 699–719. <https://doi.org/10.3934/dcdsb.2016.21.699>.
- [5] M. El Hajji, D.M. Alshaikh, N.A. Almualllem, Periodic Behaviour of an Epidemic in a Seasonal Environment With Vaccination, *Mathematics.* 11 (2023), 2350. <https://doi.org/10.3390/math11102350>.
- [6] M. El Hajji, R.M. Alnjrani, Periodic Trajectories for HIV Dynamics in a Seasonal Environment With a General Incidence Rate, *Int. J. Anal. Appl.* 21 (2023), 96. <https://doi.org/10.28924/2291-8639-21-2023-96>.

- [7] M. El Hajji, N.S. Alharbi, M.H. Alharbi, Mathematical Modeling for a CHIKV Transmission Under the Influence of Periodic Environment, *Int. J. Anal. Appl.* 22 (2024), 6. <https://doi.org/10.28924/2291-8639-22-2024-6>.
- [8] B.S. Alshammari, D.S. Mashat, F.O. Mallawi, Mathematical and Numerical Investigations for a Cholera Dynamics With a Seasonal Environment, *Int. J. Anal. Appl.* 21 (2023), 127. <https://doi.org/10.28924/2291-8639-21-2023-127>.
- [9] A.A. Alsolami, M. El Hajji, Mathematical Analysis of a Bacterial Competition in a Continuous Reactor in the Presence of a Virus, *Mathematics*. 11 (2023), 883. <https://doi.org/10.3390/math11040883>.
- [10] A.H. Albargi, M. El Hajji, Bacterial Competition in the Presence of a Virus in a Chemostat, *Mathematics*. 11 (2023), 3530. <https://doi.org/10.3390/math11163530>.
- [11] M. El Hajji, Periodic Solutions for Chikungunya Virus Dynamics in a Seasonal Environment With a General Incidence Rate, *AIMS Math.* 8 (2023), 24888–24913. <https://doi.org/10.3934/math.20231269>.
- [12] M. El Hajji, R.M. Alnjrani, Periodic Behaviour of HIV Dynamics With Three Infection Routes, *Mathematics*. 12 (2024), 123. <https://doi.org/10.3390/math12010123>.
- [13] M. El Hajji, Influence of the Presence of a Pathogen and Leachate Recirculation on a Bacterial Competition, *Int. J. Biomath.* In Press. <https://doi.org/10.1142/S1793524524500293>.
- [14] J. Ma, Z. Ma, Epidemic Threshold Conditions for Seasonally Forced SEIR Models, *Math. Biosci. Eng.* 3 (2006), 161–172. <https://doi.org/10.3934/mbe.2006.3.161>.
- [15] T. Zhang, Z. Teng, On a Nonautonomous SEIRS Model in Epidemiology, *Bull. Math. Biol.* 69 (2007), 2537–2559. <https://doi.org/10.1007/s11538-007-9231-z>.
- [16] N. Bacaër, S. Guernaoui, The Epidemic Threshold of Vector-Borne Diseases With Seasonality, *J. Math. Biol.* 53 (2006), 421–436. <https://doi.org/10.1007/s00285-006-0015-0>.
- [17] S. Guerrero-Flores, O. Osuna, C.V. de Leon, Periodic Solutions for Seasonal SIQRS Models With Nonlinear Infection Terms, *Elec. J. Diff. Equ.* 2019 (2019), 92.
- [18] Y. Nakata, T. Kuniya, Global Dynamics of a Class of Seirs Epidemic Models in a Periodic Environment, *J. Math. Anal. Appl.* 363 (2010), 230–237. <https://doi.org/10.1016/j.jmaa.2009.08.027>.
- [19] W. Wang, X.Q. Zhao, Threshold Dynamics for Compartmental Epidemic Models in Periodic Environments, *J. Dyn. Diff. Equ.* 20 (2008), 699–717. <https://doi.org/10.1007/s10884-008-9111-8>.
- [20] M.I. Betti, L.M. Wahl, M. Zamir, Effects of Infection on Honey Bee Population Dynamics: A Model, *PLoS ONE*. 9 (2014), e110237. <https://doi.org/10.1371/journal.pone.0110237>.
- [21] F. Zhang, X.Q. Zhao, A Periodic Epidemic Model in a Patchy Environment, *J. Math. Anal. Appl.* 325 (2007), 496–516. <https://doi.org/10.1016/j.jmaa.2006.01.085>.
- [22] X.Q. Zhao, *Dynamical Systems in Population Biology*, Springer, 2017. <https://doi.org/10.1007/978-3-319-56433-3>.
- [23] O. Diekmann, J.A.P. Heesterbeek, J.A.J. Metz, On the Definition and the Computation of the Basic Reproduction Ratio R_0 in Models for Infectious Diseases in Heterogeneous Populations, *J. Math. Biol.* 28 (1990), 365–382. <https://doi.org/10.1007/bf00178324>.
- [24] P. van den Driessche, J. Watmough, Reproduction Numbers and Sub-Threshold Endemic Equilibria for Compartmental Models of Disease Transmission, *Math. Biosci.* 180 (2002), 29–48. [https://doi.org/10.1016/s0025-5564\(02\)00108-6](https://doi.org/10.1016/s0025-5564(02)00108-6).
- [25] A.H. Albargi, M.E. Hajji, Mathematical Analysis of a Two-Tiered Microbial Food-Web Model for the Anaerobic Digestion Process, *Math. Biosci. Eng.* 20 (2023), 6591–6611. <https://doi.org/10.3934/mbe.2023283>.
- [26] A. Alshehri, M. El Hajji, Mathematical Study for Zika Virus Transmission With General Incidence Rate, *AIMS Math.* 7 (2022), 7117–7142. <https://doi.org/10.3934/math.2022397>.
- [27] M. El Hajji, Mathematical Modeling for Anaerobic Digestion Under the Influence of Leachate Recirculation, *AIMS Math.* 8 (2023), 30287–30312. <https://doi.org/10.3934/math.20231547>.

-
- [28] M. El Hajji, A. Zaghdani, S. Sayari, Mathematical analysis and optimal control for Chikungunya virus with two routes of infection with nonlinear incidence rate, *Int. J. Biomath.* 15 (2022), 2150088. <https://doi.org/10.1142/s1793524521500881>.
- [29] M. El Hajji, Periodic Solutions for an "SVIQR" Epidemic Model in a Seasonal Environment With General Incidence Rate, *Int. J. Biomath.* In Press. <https://doi.org/10.1142/S1793524524500335>.
- [30] M. El Hajji, A.Y. Al-Subhi, M.H. Alharbi, Mathematical Investigation for Two-Bacteria Competition in Presence of a Pathogen With Leachate Recirculation, *Int. J. Anal. Appl.* 22 (2024), 45. <https://doi.org/10.28924/2291-8639-22-2024-45>.